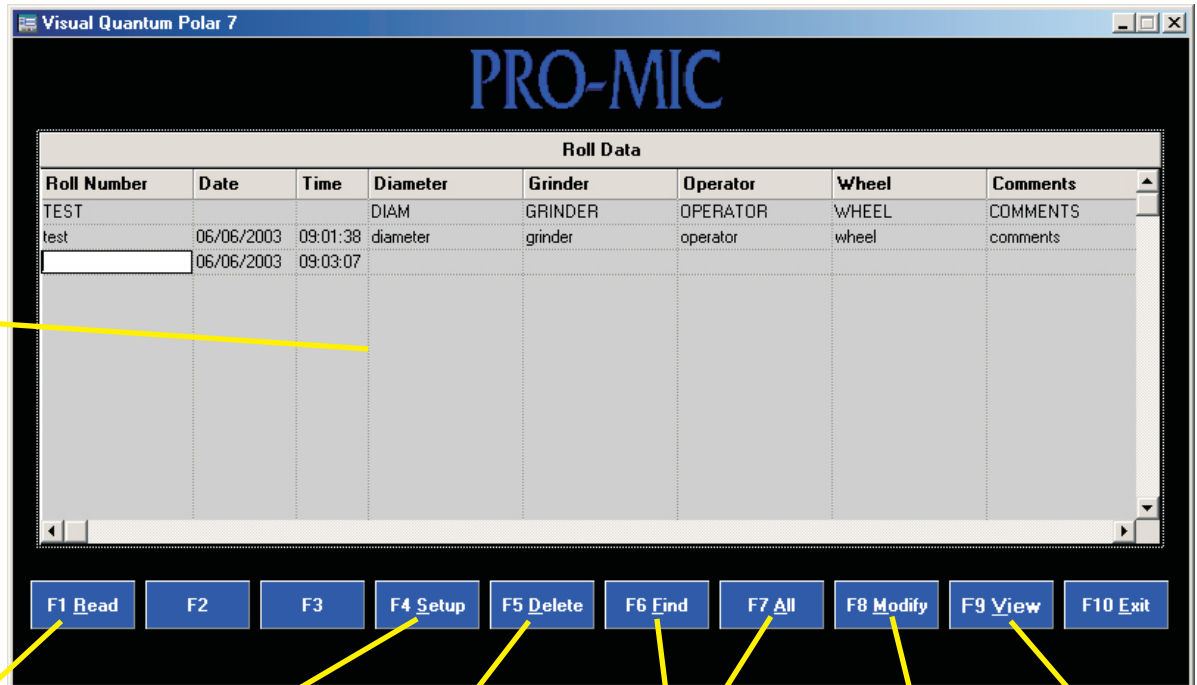


PRO-MIC Visual Quantum Polar

Main Screen



Database Browse
Shows all stored
Concentricity
Measurements

Function Keys

Read
Read a new
measurement
From the PRO-MIC

Setup
Set Communications
and passwords

Delete
Delete Current
Measurement

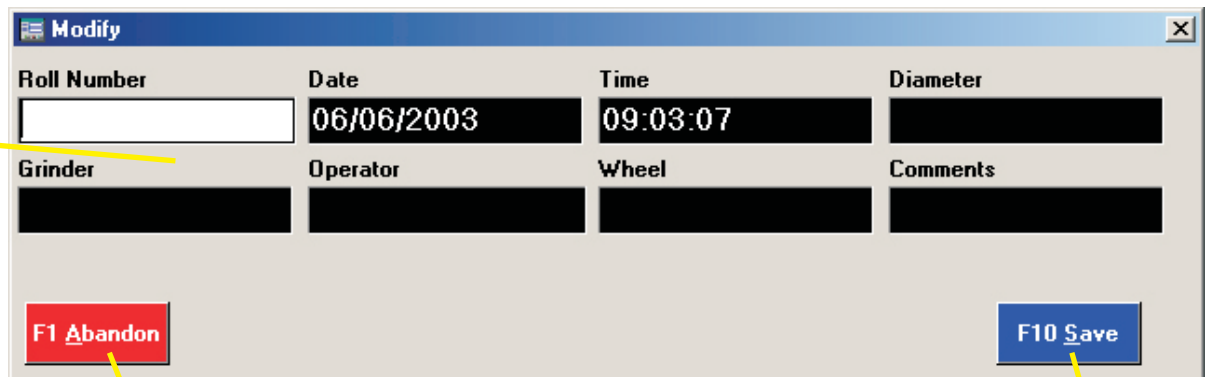
Find / All
Use Find to filter
the Database Browse
by Roll Number

Modify
Opens Edit/Modify
Window
(see below)

View
Display Polar
Chart of Current
Record

Use All to Display
All measurements

Edit/Modify Screen



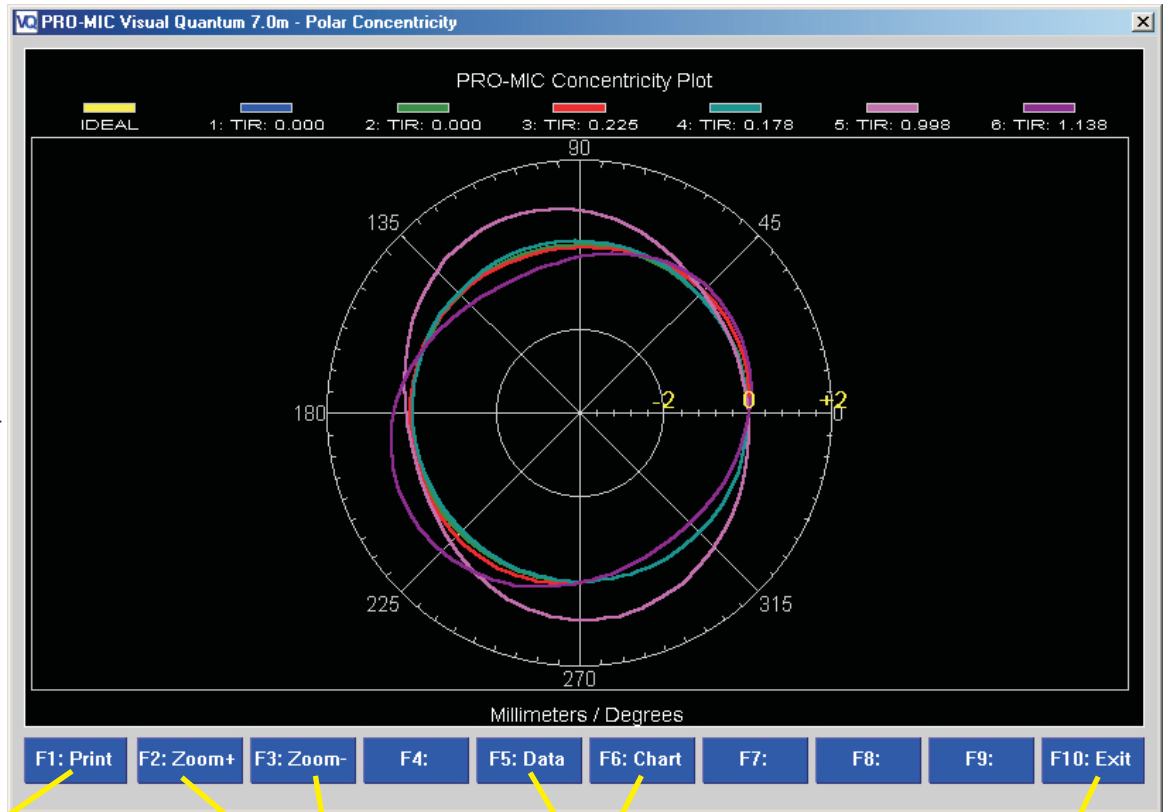
Modify
Used to enter
information about
the measurement.

Abandon
Discards the
Changes

Save
Saves the
Changes.

PRO-MIC Visual Quantum Polar

Polar Display



Polar Display
Display of the Concentricity Data in Polar Format. A perfect measurement is a circle - shown as Ideal.

Function Keys →

Print
Print Concentricity Report to your Window's Printer.

Zoom+ / Zoom-

Zoom+ Reduces the plot scale by a factor of 1.5x.

Zoom- Increases the plot scale by a factor of 1.5x.

Data / Chart

Data Displays the Numerical Data Max / Min / TIR

Chart Displays the Polar Chart.

Exit
Close the Display